

Visual Schedule Instructions

Visual Schedule Instructions

1. Prepare all cards with a removable adhesive, such as velcro.
2. From the **Animals** section, choose which animals you would like to visit.
3. From the **Other Choices** section, choose what other activity/information cards may be useful.
4. In the **Schedule** section, post all of the photo cards in the sequence of your choice.

Photo cards can also be arranged in the desired schedule for the day, and animals and activities can be checked off with a marker as you visit them. Please take into consideration that this will not allow flexibility or the opportunity to alter the schedule in response to the needs of the individual during the visit.

Locating and Attending Procedures

1. Take your first photo card from the **Schedule** and post it on the **Participant's Map** under **First**. Post the next photo card in the square under **Then**.
2. The numbers on the photo cards correspond with the numbers on the map. Walk to that area in the zoo.
3. When you are finished with the **First** selection, move the photo card to the **All Done** section at the back of this book. Move **Then** to **First**.
4. Repeat steps 1 to 4 until you have posted all photo cards in the **All Done** section.

Other information

For more information and for feeding and show times, visit stlzoo.org.

For information about weather closings, please visit a zoo Welcome Desk or Guest Services.

\$ - Paid Attractions


* - Seasonal

Participant's Map



First:

Place current selection here.



Then:

Place next selection here.



Animals

Discovery Corner
Butterfly Dome

1



The Wild
Penguins

5



Red Rocks
Zebras

9



River's Edge
Elephants

13



Discovery Corner
Honey bees

2



The Wild
Great Apes

6



Red Rocks
Camels

10



River's Edge
Cheetahs

14



Discovery Corner
Children's Zoo^s
Goat yard

3



The Wild
Flamingos*

7



Red Rocks
Lions

11



River's Edge
Hippos

15



The Wild
Grizzly bears

4



Red Rocks
Giraffes

8



Red Rocks
Tigers

12



River's Edge
Rhino's

16



Animals

Historic Hill
Otters

17



Historic Hill
Green anaconda

21



Lakeside Crossing
Stingrays and
sharks*

24



Create
Your Own

Historic Hill
Tortoises*

18



Historic Hill
Primate House

22



Lakeside Crossing
Sea Lions

25



Create
Your Own

Historic Hill
Bald Eagles

19



Historic Hill
Bird House

23



Create
Your Own

Create
Your Own

Historic Hill
Prairie dogs

20



Create
Your Own

Create
Your Own

Create
Your Own

Other Choices

Zooline
Railroad*^{\$}



Sea Lion
Show*^{\$}



Food



Enter/Exit
North



Zooline
Railroad*^{\$}



Children's Zoo^{\$}
Show



Food



Enter/Exit
North



Children's Zoo^{\$}
Playground



Shop



Picnic Area
Eat



Enter/Exit
South



Children's Zoo^{\$}
Playground



Build-A-Bear
Workshop At
The Zoo



Picnic Area
Eat



Enter/Exit
South



Other Choices

Drinking Fountain



All Done



Relax, Break



Restrooms



Drinking Fountain



All Done



Relax, Break



Restrooms



Wait



Change



Relax, Break



Restrooms



Wait



Change



Relax, Break



Restrooms




Other Choices

Face Painting^{\$}



Time to Leave



Create Your Own

Create Your Own

Caricatures^{\$}



Create Your Own

Create Your Own

Create Your Own

Carousel*^{\$}



Create Your Own

Create Your Own

Create Your Own

Carousel*^{\$}











Create Your Own

Create Your Own

Create Your Own

Schedule



All Done

